

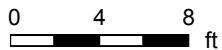
# 511-3666 Royal Vista Way, Courtenay, BC

Main Building: Total Exterior Area 1310.88 sq ft



**Main Floor**  
Exterior Area 1291.18 sq ft

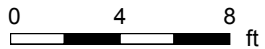
**Storage Locker**  
Exterior Area 19.70 sq ft



PREPARED: 2021/11/23

# 511-3666 Royal Vista Way, Courtenay, BC

Main Floor Total Exterior Area 1291.18 sq ft



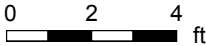
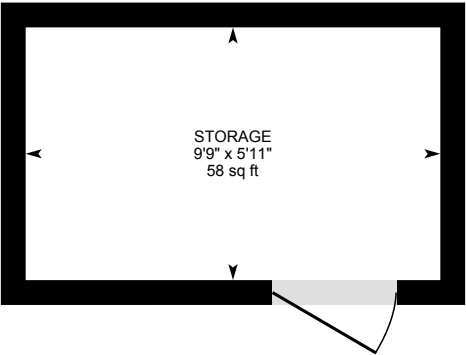
PREPARED: 2021/11/23



White regions are excluded from total floor area in iGUIDE floor plans. All room dimensions and floor areas must be considered approximate and are subject to independent verification.

# 511-3666 Royal Vista Way, Courtenay, BC

Storage Locker Total Exterior Area 19.70 sq ft



PREPARED: 2021/11/23



# 511-3666 Royal Vista Way, Courtenay, BC

## Property Details

### Room Measurements

Only major rooms are listed. Some listed rooms may be excluded from total interior floor area (e.g. garage). Room dimensions are largest length and width; parts of room may be smaller. Room area is not always equal to product of length and width.

#### Main Building

##### MAIN FLOOR

4pc Bath: 9'1" x 4'11" | 45 sq ft  
5pc Ensuite: 11'5" x 11'6" | 77 sq ft  
Bedroom: 11'6" x 12'3" | 126 sq ft  
Den: 7'8" x 7'1" | 54 sq ft  
Dining: 13'10" x 7'10" | 109 sq ft  
Kitchen: 13'10" x 12'5" | 156 sq ft  
Living: 13'10" x 14'8" | 203 sq ft  
Primary: 13'10" x 17'5" | 205 sq ft

##### STORAGE LOCKER

Storage: 5'11" x 9'9" | 58 sq ft

### Floor Area Information

Floor areas include footprint area of interior walls. All displayed floor areas are rounded to two decimal places. Total area is computed before rounding and may not equal to sum of displayed floor areas.

#### Main Building

##### MAIN FLOOR

Interior Area: 1203.23 sq ft  
Perimeter Wall Length: 151 ft  
Perimeter Wall Thickness: 7.0 in  
Exterior Area: 1291.18 sq ft

##### STORAGE LOCKER

Perimeter Wall Length: 34 ft  
Perimeter Wall Thickness: 7.0 in  
Exterior Area: 19.70 sq ft

### Total Floor Area

**Main Building Exterior: 1310.88 sq ft**

# 511-3666 Royal Vista Way, Courtenay, BC

## iGUIDE Method of Measurement

### Definitions

**Interior Area** is a per floor calculation, made by measuring to the inside surface of the exterior walls.

**Excluded Area** is a sum of interior areas of all rooms (measured to the inside surface of room walls) that are excluded from the Interior Area for a floor. Prescribed area exclusions can vary from region to region. Examples of exclusions are spaces open to below, garages, cold cellars, crawl and reduced height spaces, non-enclosed open spaces, such as decks and balconies.

The footprint of all interior walls and staircases is typically included in the reported Interior Area for a floor. The iGUIDE PDF floor plans use color to highlight all included areas. All excluded areas are shown white.

**Exterior Area** is a per floor calculation, made by measuring to the outside surface of the exterior walls, see below for calculation details.

**Grade** is the ground level at the perimeter of the exterior finished surface of a house. A floor is considered to be above grade if its floor level is everywhere above grade.

**Total Interior Area** is the sum of all Interior Areas.

**Total Excluded Area** is the sum of all Excluded Areas.

**Total Exterior Area** is the sum of all Exterior Areas.

**Unfinished Area** is the sum of interior areas of all unfinished rooms (measured to the inside surface of room walls).

**Finished Area** is Exterior Area minus Unfinished Area. Finished Area includes the footprint of interior and exterior walls.

### iGUIDE Exterior Area Calculation

**Exterior Area = [Perimeter Wall Thickness] x [Perimeter Wall Length] + [Interior Area]**

### Notes

**A. Perimeter Wall Thickness** is an independent measurement taken from the property, typically, at the main entrance. Considerations are not made for varying wall thickness around the perimeter.

**B. Perimeter Wall Length** is the sum of lengths of all exterior wall segments on a particular floor. When used to calculate Total Exterior Area Above Grade based on Total Interior Area Above Grade, it is the sum of perimeter wall lengths of all floors above grade.

### Disclaimer

All dimensions and floor areas must be considered approximate and are subject to independent verification.