

UPPER FLOOR PLAN

DOOR SCHEDULE

NO.	TYPE	REMARKS	QTY
1
2
3
4
5
6
7
8
9
10
11
12
13
14
15
16
17
18
19
20
21
22
23
24
25
26
27
28
29
30
31
32
33
34
35
36
37
38
39
40
41
42
43
44
45
46
47
48
49
50

WINDOW SCHEDULE

NO.	TYPE	REMARKS	QTY
1
2
3
4
5
6
7
8
9
10
11
12
13
14
15
16
17
18
19
20
21
22
23
24
25
26
27
28
29
30
31
32
33
34
35
36
37
38
39
40
41
42
43
44
45
46
47
48
49
50

NOTES:
 1. ALL DOORS TO BE OPENED INWARDS UNLESS OTHERWISE SHOWN.
 2. ALL DOORS TO BE OPENED INWARDS UNLESS OTHERWISE SHOWN.
 3. ALL DOORS TO BE OPENED INWARDS UNLESS OTHERWISE SHOWN.

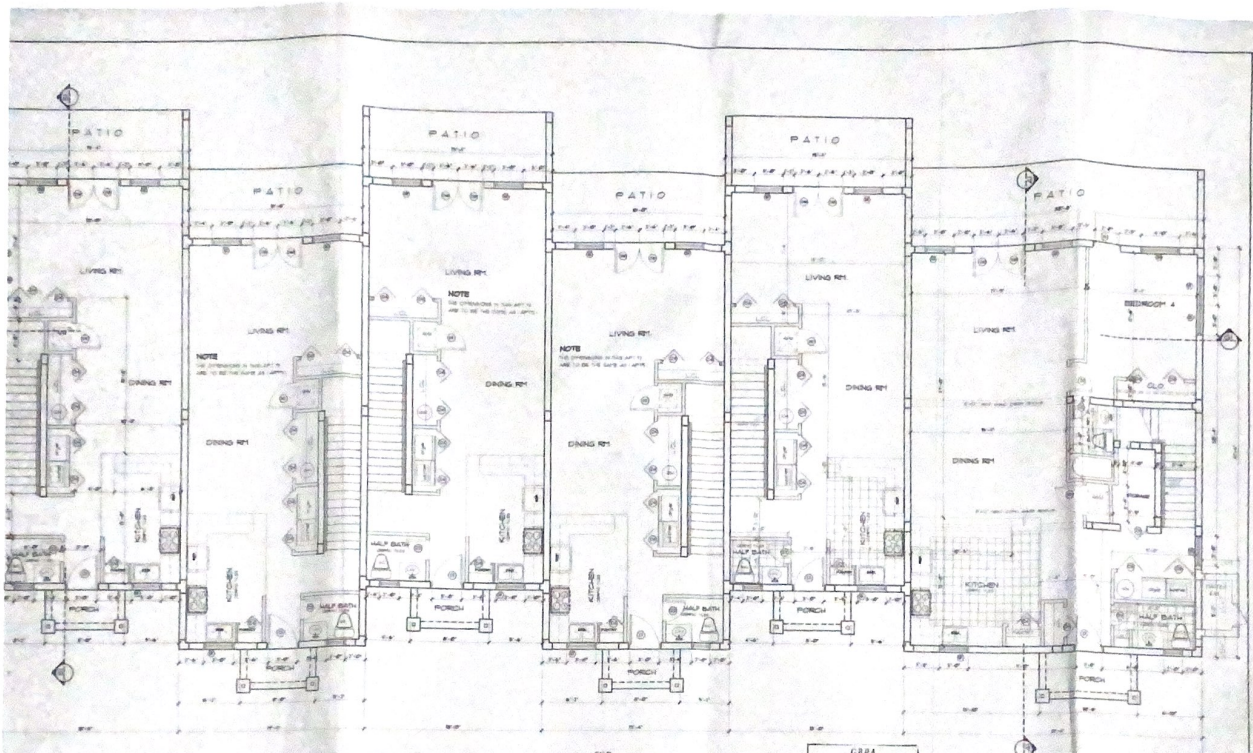
GBPA
ADDITIONAL FOR CODE COMPLIANCE

NO.	DESCRIPTION	QTY
1
2
3
4
5
6
7
8
9
10
11
12
13
14
15
16
17
18
19
20
21
22
23
24
25
26
27
28
29
30
31
32
33
34
35
36
37
38
39
40
41
42
43
44
45
46
47
48
49
50

ARCHITECTS & ENGINEERS INC.
 J. O. BOYD FORD
 100 PROSPECT, BIRMINGHAM, ALA.

PROPOSED TURN KEY PLAN FOR
BEAN ENTERPRISES LTD. INC. BIRMINGHAM, ALA.

NO.	DESCRIPTION	QTY
1
2
3
4
5
6
7
8
9
10
11
12
13
14
15
16
17
18
19
20
21
22
23
24
25
26
27
28
29
30
31
32
33
34
35
36
37
38
39
40
41
42
43
44
45
46
47
48
49
50



LOWER FLOOR PLAN
 SCALE 1/4" = 1'-0"

REVISIONS:
 NO. 1 LISTED
 WATER
 POWER
 PLUMB
 APPROVED BY: *[Signature]*

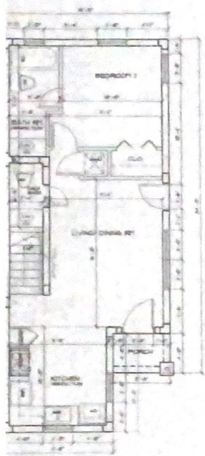
GSFA
EXEMPTED FOR CODE COMPLIANCE

TOUR PLANNING	
RESTROOMS	
TRUCK STORAGE	
UTILITY COMPART	
TRASH ROOM	
PROVIDENT	
TRASH AREA	
SHOWERS	
ADDITIONAL COMMENTS BY OWNER:	
DATE:	
FILE NO.:	

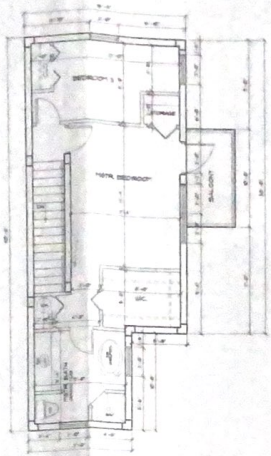
ARCHITECT & ENGINEERS INC.
 P.O. BOX 10-400
 HONOLULU, HAWAII

PROPOSED THIS SERIES PLAN FOR
 OWNER'S REVIEW: J.P. INC. ASSOCIATION MEMB.

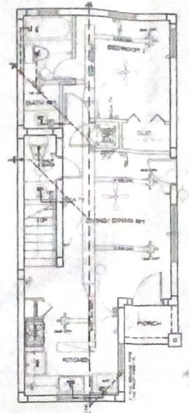
DATE:	
BY:	
FOR:	



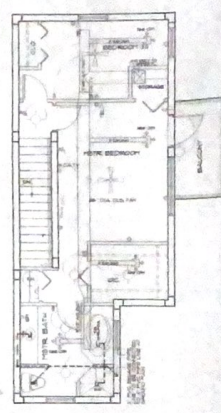
LOWER FLOOR PLAN
SCALE 1/4" = 1'-0"



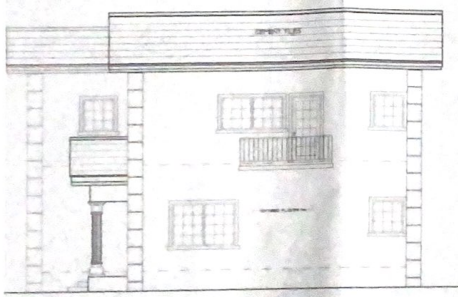
UPPER FLOOR PLAN
SCALE 1/4" = 1'-0"



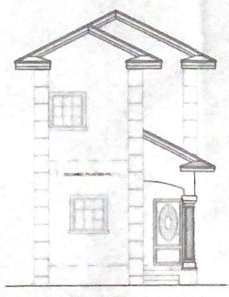
LOWER FLOOR ELECT.
4 MECH. LAYOUT
SCALE 1/4" = 1'-0"



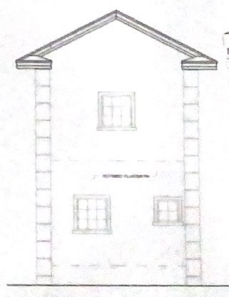
UPPER FLOOR ELECT.
4 MECH. LAYOUT
SCALE 1/4" = 1'-0"



RIGHT SIDE ELEVATION
SCALE 1/4" = 1'-0"



FRONT ELEVATION
SCALE 1/4" = 1'-0"



REAR ELEVATION
SCALE 1/4" = 1'-0"

NOTED FOR YOUR COMPLIANCE

DATE: _____

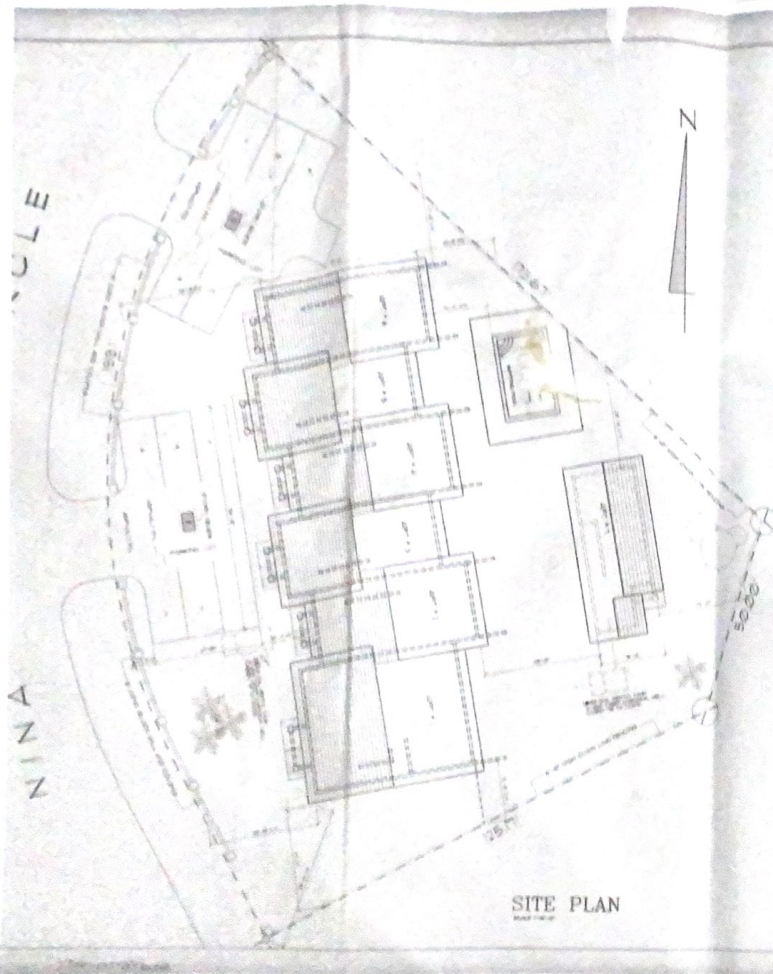
BY: _____

FILE NO. _____

ARCHITECTS & ENGINEERS INC.
D. L. RAY FORD
MEMPHIS, TENNESSEE

PROCESSED THIS BUSINESS PLAN FOR
DETAILED RECORDS AND REGULATORY REVIEW

DATE:	_____
BY:	_____
FILE NO.:	_____



SITE PLAN

FORTUNE BAY
UNIT 3



LOCATION PLAN

LOT 1
BLOCK II
FORTUNE BAY UNIT 3
WIND CIRCLE

GENERAL INFORMATION	
PROJECT NAME	FORTUNE BAY UNIT 3
CLIENT	...
DESIGNER	...
DATE	...
SCALE	...
PROJECT NO.	...
DATE OF ISSUE	...
DATE OF REVISION	...
DATE OF APPROVAL	...
DATE OF CANCELLATION	...
DATE OF EXPIRY	...
DATE OF REVOCATION	...
DATE OF RESCINDMENT	...
DATE OF TERMINATION	...
DATE OF CANCELLATION	...
DATE OF EXPIRY	...
DATE OF REVOCATION	...
DATE OF RESCINDMENT	...
DATE OF TERMINATION	...

GENERAL INFORMATION	
PROJECT NAME	FORTUNE BAY UNIT 3
CLIENT	...
DESIGNER	...
DATE	...
SCALE	...
PROJECT NO.	...
DATE OF ISSUE	...
DATE OF REVISION	...
DATE OF APPROVAL	...
DATE OF CANCELLATION	...
DATE OF EXPIRY	...
DATE OF REVOCATION	...
DATE OF RESCINDMENT	...
DATE OF TERMINATION	...