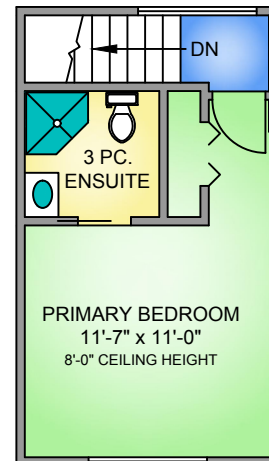
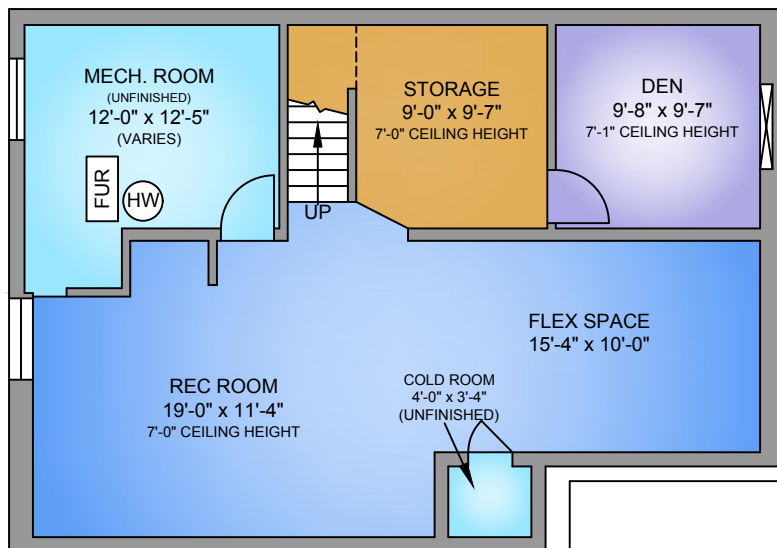


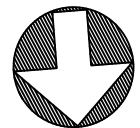
MAIN FLOOR
1121 SQ. FT.
 8'-0" CEILING HEIGHT

LOWER FLOOR
746 SQ. FT.
 7'-0" - 7'-1" CEILING HEIGHT



UPPER FLOOR
267 SQ. FT.
 8'-0" CEILING HEIGHT

NORTH



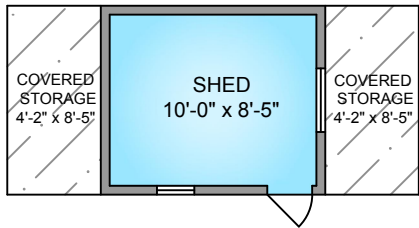
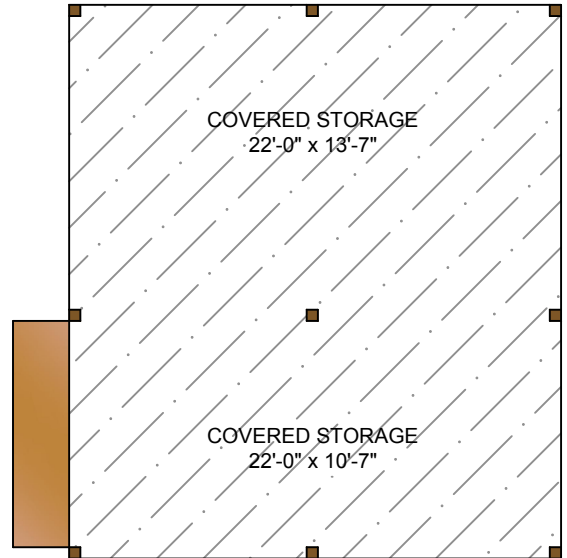
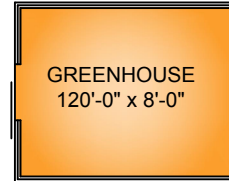
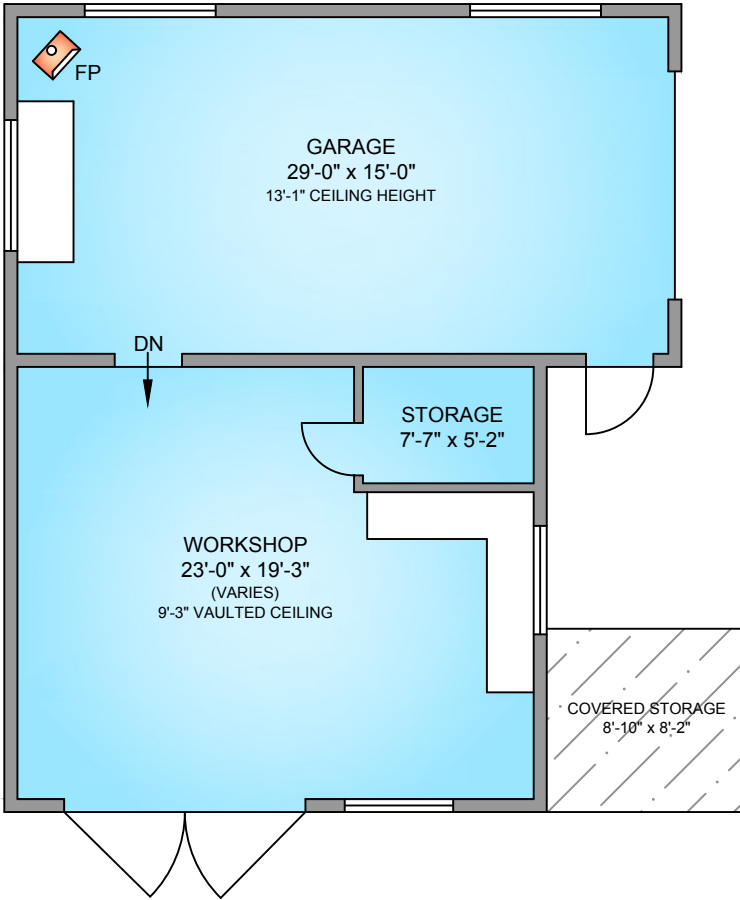
1500 CHILCO ROAD
MAY 3, 2022
 PREPARED FOR THE EXCLUSIVE USE OF THERESA CARTER.
 PLANS MAY NOT BE 100% ACCURATE, IF CRITICAL BUYER TO VERIFY.

FLOOR	TOTAL	AREA (SQ. FT.)			
		FINISHED	UNFINISHED	DET. GARAGE	DECK / PATIO
MAIN	1121	1121	-	967	708
UPPER	267	267	-	-	-
LOWER	888	746	142	-	-
TOTAL	2276	2134	142	967	708

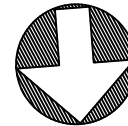
DETACHED GARAGE/WORKSHOP

967 SQ. FT.

13'-4" CEILING HEIGHT



NORTH



1500 CHILCO ROAD					
MAY 3, 2022					
PREPARED FOR THE EXCLUSIVE USE OF THERESA CARTER.					
PLANS MAY NOT BE 100% ACCURATE, IF CRITICAL BUYER TO VERIFY.					
FLOOR	TOTAL	AREA (SQ. FT.)			
		FINISHED	UNFINISHED	DET. GARAGE	DECK / PATIO
MAIN	1121	1121	-	967	708
UPPER	267	267	-	-	-
LOWER	888	746	142	-	-
TOTAL	2276	2134	142	967	708