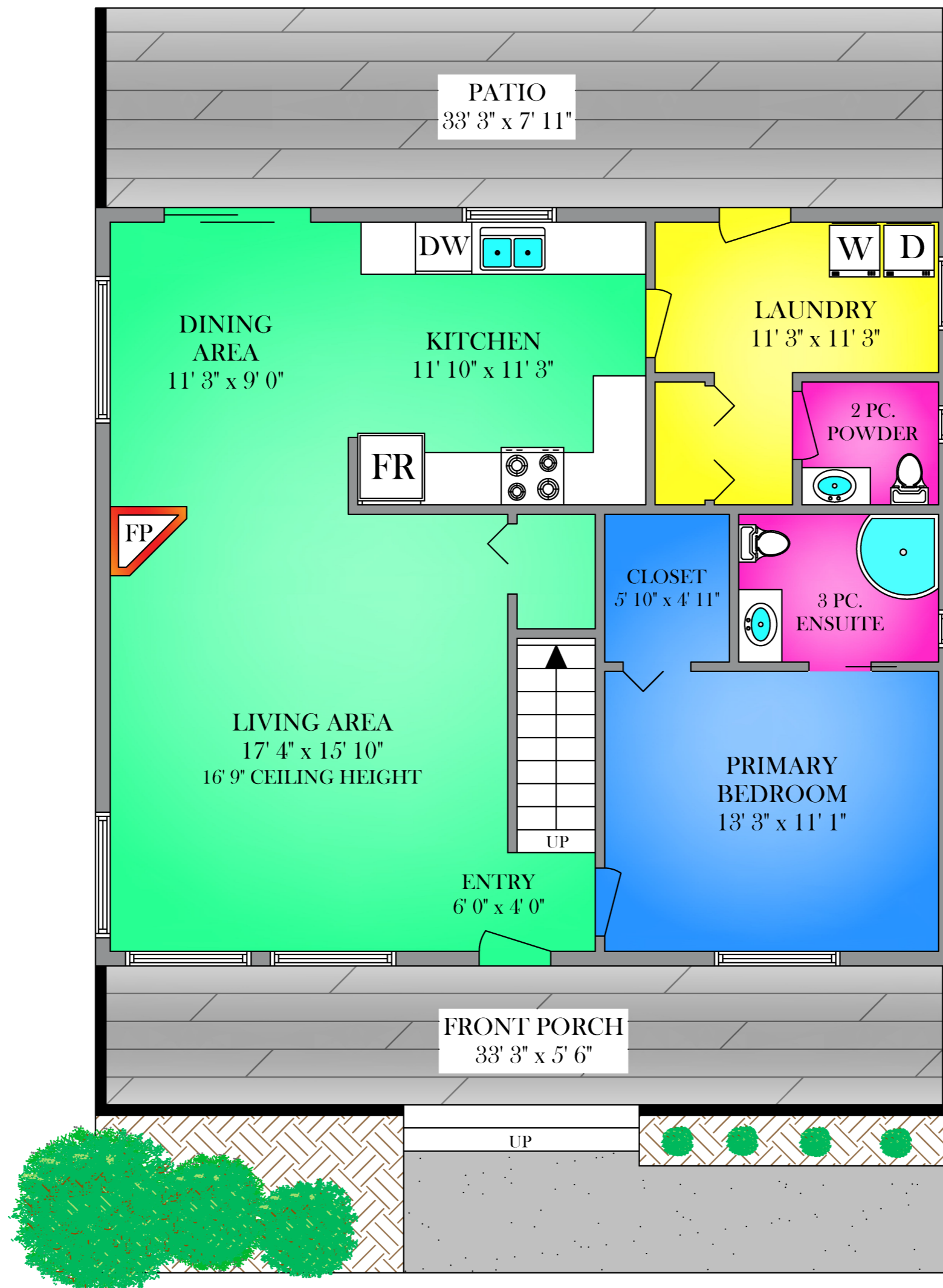


MAIN FLOOR

8' 0" CEILING HEIGHT

1031 SQ FT.





7985 BERRIDGE STREET

CROFTON, BRITISH COLUMBIA, V0R 1R0

LATITUDE: 48.859744 LONGITUDE: -123.63229

"PREPARED EXCLUSIVELY FOR THE USE OF THERESA CARTER"

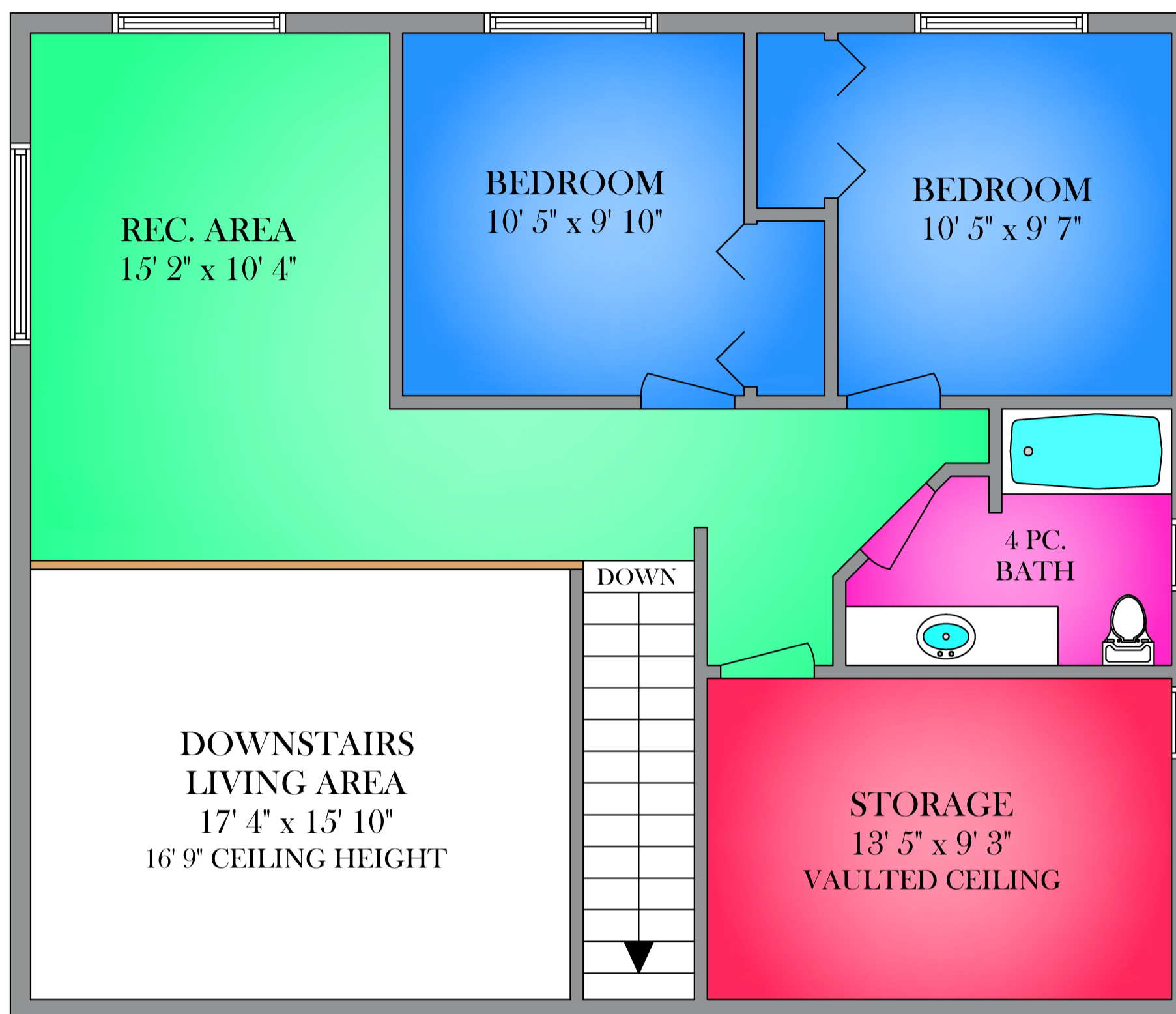
FLOOR	AREA (SQ FT.)			 FRONT OF PROPERTY FACES WEST  SCALE
	FINISHED	UNFINISHED	PATIO	
MAIN 8' 0" CEILING HEIGHT	1031	-----	203 / 271	
UPPER 8' 0" CEILING HEIGHT	731	-----	-----	
GARDEN SHED 8' 0" CEILING HEIGHT	-----	198	49	
GARAGE 13' 6" CEILING HEIGHT	-----	1159	-----	
TOTAL	1762	1357	523	
		3642		

WHILST EVERY ATTEMPT HAS BEEN MADE TO ENSURE THE ACCURACY OF THE FLOOR PLAN CONTAINED HERE, MEASUREMENTS ARE NOT 100% ACCURATE AND NO RESPONSIBILITY IS TAKEN FOR ANY ERROR, OMISSION, OR MIS-STATEMENT. THIS PLAN IS FOR ILLUSTRATIVE PURPOSES ONLY AND IS THE PURCHASER(S) RESPONSIBILITY TO VERIFY

UPPER FLOOR

8' 0" CEILING HEIGHT

731 SQ FT.




7985 BERRIDGE STREET

CROFTON, BRITISH COLUMBIA, V0R 1R0

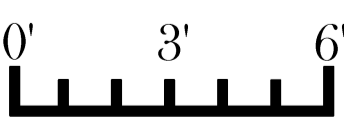
LATITUDE: 48.859744 LONGITUDE: -123.63229

"PREPARED EXCLUSIVELY FOR THE USE OF THERESA CARTER"

FLOOR	AREA (SQ FT.)		
	FINISHED	UNFINISHED	PATIO
MAIN 8' 0" CEILING HEIGHT	1031	-----	203 / 271
UPPER 8' 0" CEILING HEIGHT	731	-----	-----
GARDEN SHED 8' 0" CEILING HEIGHT	-----	198	49
GARAGE 13' 6" CEILING HEIGHT	-----	1159	-----
TOTAL	1762	1357	523
		3642	



FRONT OF
PROPERTY FACES
WEST



SCALE

WHILST EVERY ATTEMPT HAS BEEN MADE TO ENSURE THE ACCURACY OF THE FLOOR PLAN CONTAINED HERE, MEASUREMENTS ARE NOT 100% ACCURATE AND NO RESPONSIBILITY IS TAKEN FOR ANY ERROR, OMISSION, OR MIS-STATEMENT. THIS PLAN IS FOR ILLUSTRATIVE PURPOSES ONLY AND IS THE PURCHASER(S) RESPONSIBILITY TO VERIFY



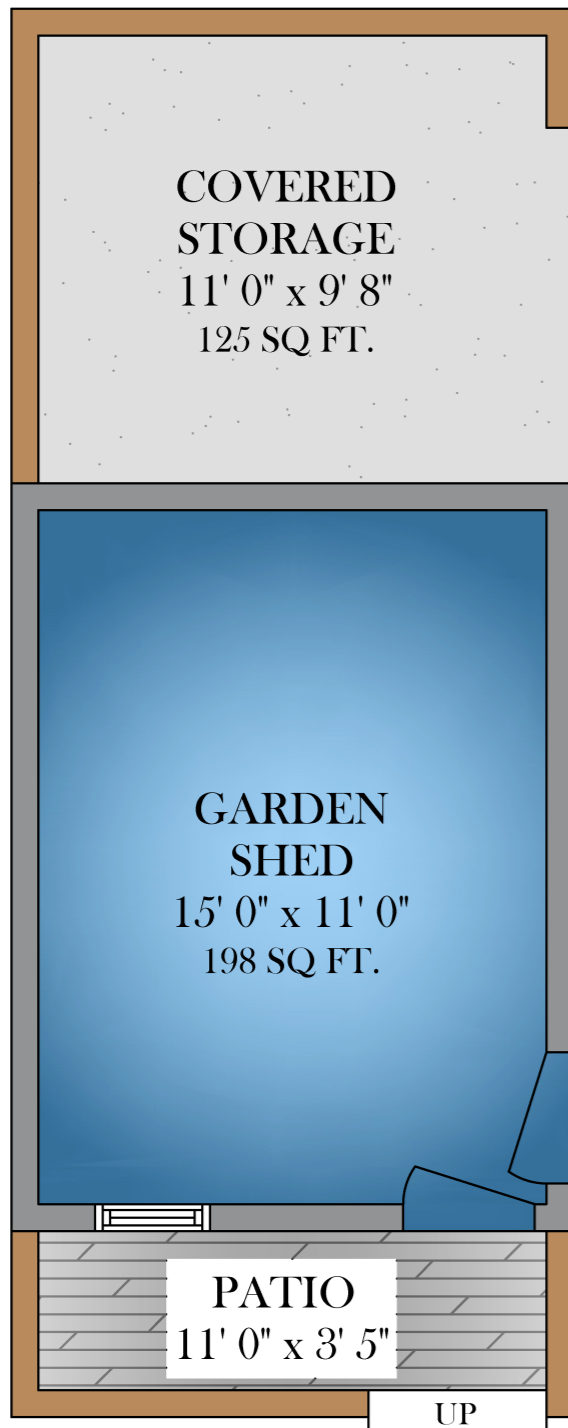
COLDWELL BANKER

**OCEANSIDE
REAL ESTATE**

GARDEN SHED

8' 0" CEILING HEIGHT

198 SQ FT.



GARAGE

13' 6" CEILING HEIGHT

1159 SQ FT.


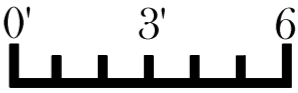


7985 BERRIDGE STREET

CROFTON, BRITISH COLUMBIA, V0R 1R0

LATITUDE: 48.859744 LONGITUDE: -123.63229

"PREPARED EXCLUSIVELY FOR THE USE OF THERESA CARTER"

FLOOR	AREA (SQ FT.)			FRONT OF PROPERTY FACES WEST
	FINISHED	UNFINISHED	PATIO	
MAIN 8' 0" CEILING HEIGHT	1031	-----	203 / 271	 FRONT OF PROPERTY FACES WEST  SCALE
UPPER 8' 0" CEILING HEIGHT	731	-----	-----	
GARDEN SHED 8' 0" CEILING HEIGHT	-----	198	49	
GARAGE 13' 6" CEILING HEIGHT	-----	1159	-----	
TOTAL	1762	1357	523	
		3642		

WHILST EVERY ATTEMPT HAS BEEN MADE TO ENSURE THE ACCURACY OF THE FLOOR PLAN CONTAINED HERE, MEASUREMENTS ARE NOT 100% ACCURATE AND NO RESPONSIBILITY IS TAKEN FOR ANY ERROR, OMISSION, OR MIS-STATEMENT. THIS PLAN IS FOR ILLUSTRATIVE PURPOSES ONLY AND IS THE PURCHASER(S) RESPONSIBILITY TO VERIFY



COLDWELL BANKER

**OCEANSIDE
REAL ESTATE**