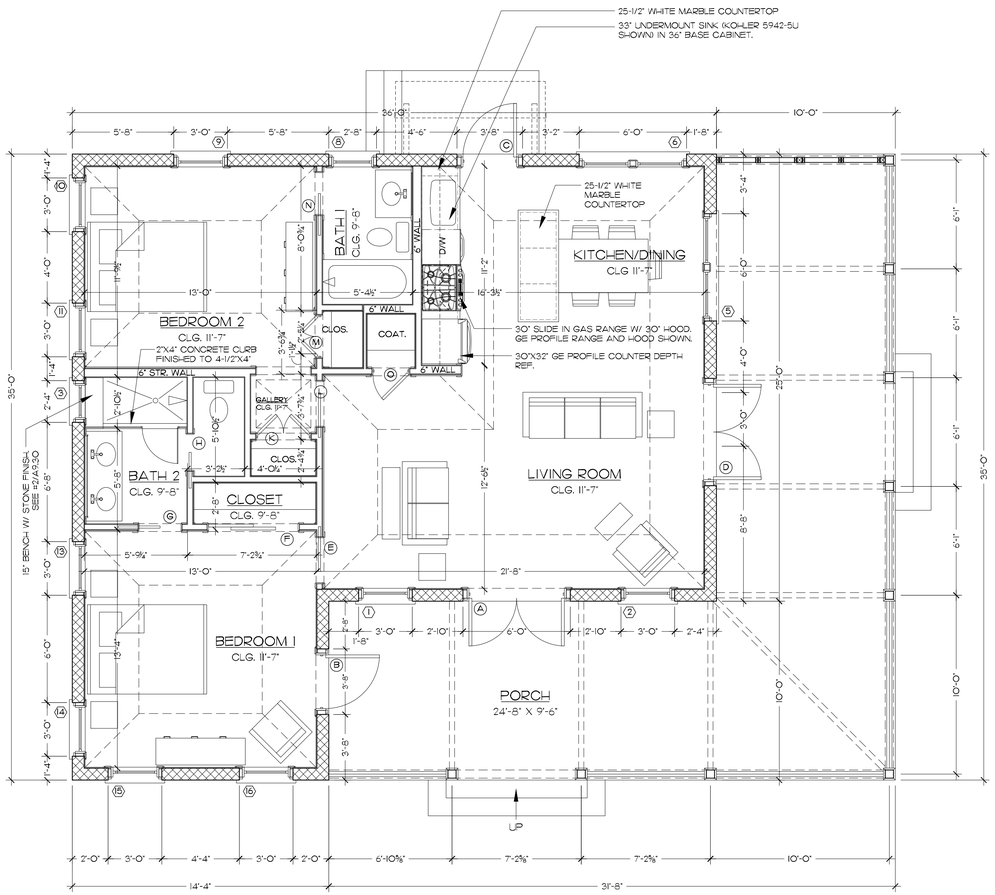

COTTAGE B-4 LOT 30

AREA SUMMARY

OUTSIDE OF WALLS -	1,053 S.F.
INSIDE OF WALLS -	954 S.F.
PORCH -	567 S.F.

1. FLOOR PLAN — SCALE: 1/4" = 1'-0"

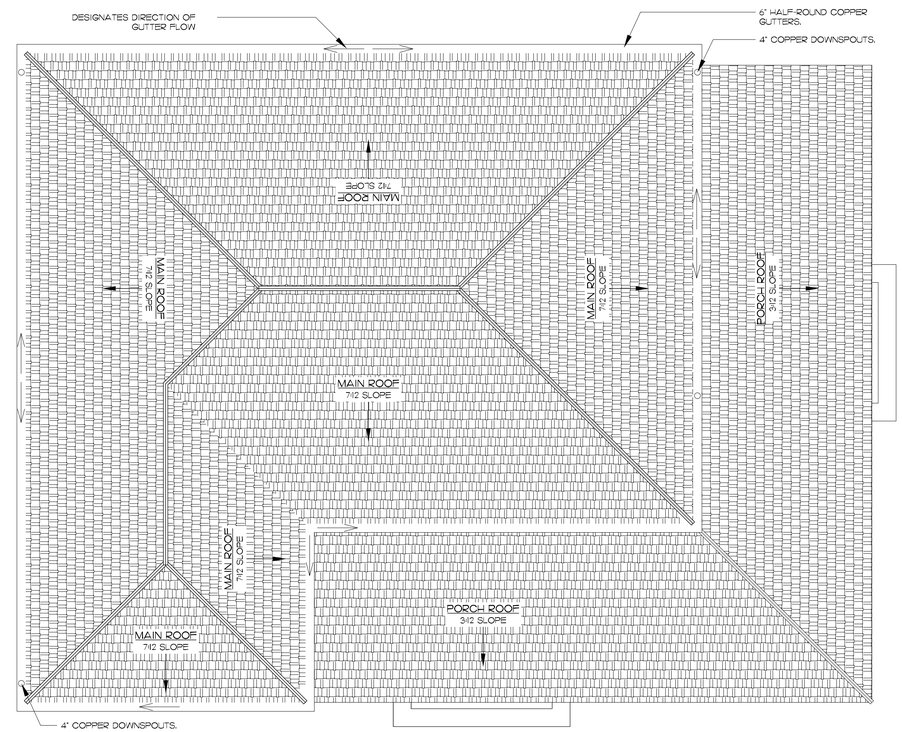

2. ROOF PLAN — SCALE: 1/4" = 1'-0"

WINDOW SCHEDULE

NO.	SIZE	WINDOW TYPE			SHUTTER STYLE	REMARKS:
FIRST FLOOR						
1	2'-8" X 7'-2"	II			C	DOUBLE HUNG, BOTTOM SASH TEMPERED
2	2'-8" X 7'-2"	II			C	DOUBLE HUNG, BOTTOM SASH TEMPERED
3	2'-4" X 3'-4"	III			D	AWNING, TEMPERED
4	2'-8" X 7'-2"	II			A	DOUBLE HUNG, BOTTOM SASH TEMPERED
5	2'-8" X 5'-0"	I			A	(2) TYPE 'I' WINDOW UNITS WITH 4" FACTORY MULLED
6	2'-8" X 5'-0"	I			A	(2) TYPE 'I' WINDOW UNITS WITH 4" FACTORY MULLED
8	2'-4" X 3'-4"	III			D	AWNING, TEMPERED
9	2'-8" X 5'-0"	I			D	DOUBLE HUNG
10	2'-8" X 5'-0"	I			D	DOUBLE HUNG
11	2'-8" X 5'-0"	I			D	DOUBLE HUNG
13	2'-8" X 5'-0"	I			D	DOUBLE HUNG
14	2'-8" X 5'-0"	I			D	DOUBLE HUNG
15	2'-8" X 5'-0"	I			A	DOUBLE HUNG
16	2'-8" X 5'-0"	I			A	DOUBLE HUNG

**NOTE: UNLESS NOTED, BLOCK HEADER HEIGHT FOR ALL WINDOWS TO MATCH BLOCK HEADER HEIGHT OF DOORS. UNDER ALL CIRCUMSTANCES ALL WINDOWS/DOORS WITHIN A UNIFIED SPACE SHOULD HAVE ALIGNED HEADERS.

**NOTE: ALL WINDOWS AND DOOR ARE DIMENSIONED TO THE CENTER OF THE OPENING. SEE WINDOW AND DOOR SCHEDULE FOR SIZES. CONTRACTOR TO VARIFY ALL OPENING SIZES BEFORE FRAMING AND FORMING AS PER MANUFACTURES REQUIREMENT.

LEGEND/ABBREVIATIONS:

(#) WINDOW SYMBOL

DOOR SCHEDULE

NO.	SIZE	DOOR TYPE	SHUTTER STYLE	REMARKS:
FIRST FLOOR				
EXTERIOR DOORS				
A	5'-0" X 8'-0"	FULL LITE	A-C	OUTSWING DBL FRENCH DOOR W/ BIFOLD STYLE SHUTTERS EITHER SIDE.
B	3'-0" X 8'-0"	FULL LITE	A	OUTSWING FRENCH DOOR
C	3'-0" X 8'-0"	FULL LITE	A	OUTSWING FRENCH DOOR
D	5'-0" X 8'-0"	FULL LITE	A-C	OUTSWING DBL FRENCH DOOR W/ BIFOLD STYLE SHUTTERS EITHER SIDE.
INTERIOR DOORS				
E	2'-6" X 8'-0"	LOUVERED		INTERIOR POCKET DOOR (5-1/2" RAILS)
F	5'-0" X 8'-0"	LOUVERED		INTERIOR SLIDING DOOR (5-1/2" RAILS)
	2'-6" X 8'-0"	LOUVERED		INTERIOR POCKET DOOR (3-1/2" RAILS)
H	2'-0" X 8'-0"	LOUVERED		INTERIOR POCKET DOOR (3-1/2" RAILS)
K	3'-0" X 8'-0"	LOUVERED		DBL INTERIOR SWING DOOR (3-1/2" RAILS)
L	2'-6" X 8'-0"	LOUVERED		INTERIOR POCKET DOOR (3-1/2" RAILS)
M	2'-4" X 8'-0"	LOUVERED		DOUBLE INTERIOR SWING DOOR (3-1/2" RAILS)
N	2'-6" X 8'-0"	LOUVERED		INTERIOR POCKET DOOR (3-1/2" RAILS)
O	2'-0" X 8'-0"	LOUVERED		INTERIOR SWING DOOR (3-1/2" RAILS)

**NOTE: UNLESS NOTED, BLOCK HEADER HEIGHT FOR ALL WINDOWS TO MATCH BLOCK HEADER HEIGHT OF DOORS. UNDER ALL CIRCUMSTANCES ALL WINDOWS/DOORS WITHIN A UNIFIED SPACE SHOULD HAVE ALIGNED HEADERS.

**NOTE: ALL WINDOWS AND DOOR ARE DIMENSIONED TO THE CENTER OF THE OPENING. SEE WINDOW AND DOOR SCHEDULE FOR SIZES. CONTRACTOR TO VARIFY ALL OPENING SIZES BEFORE FRAMING AND FORMING AS PER MANUFACTURES REQUIREMENT.

LEGEND/ABBREVIATIONS:

(#) DOOR SYMBOL

DIGITAL • i, LTD.
DESIGN STUDIOS
PO MAIN STREET - UNIT 200
ROSEMARY BEACH
PHONE - 850.231.1233 E-MAIL - info@digital-ltd.com
FACSIMILE - 850.231.9428 WEB - www.digital-ltd.com

STARR SANFORD DESIGN
902 LADIES STREET AMELIA ISLAND FL 32034

©2011 DIGITAL-i LTD. DRAWINGS, WRITTEN MATERIAL AND DESIGN CONCEPTS SHALL NOT BE USED OR REPRODUCED IN WHOLE OR IN PART, IN ANY FORM OR FORMAT, WITHOUT THE PRIOR WRITTEN CONSENT OF DIGITAL-i LTD. DO NOT SCALE DRAWINGS. USE GIVEN DIMENSIONS ONLY. VERIFY ALL DIMENSIONS, ELEVATIONS, ANGLES AND CONDITIONS OF JOB SITE. CONTRACTOR SHALL CHECK AND VERIFY ALL DIMENSIONS AND CONDITIONS OF JOB SITE.

Mr. & Mrs. Alan Box
SCHOONER BAY COTTAGES (LOT-13)
ABACO, BAHAMAS
LINDROTH DEVELOPMENT CO.

GRAPHIC SCALE 1/4" = 1'-0"
0 1 2 3 4 5 6 7 8 9 10 12 15 20

INDEX

#	SHT	DESCRIPTION
XX	XXX	XXXXXX

NOTE: DIMENSIONS ARE HALF THE SCALE LISTED IF PRINTED ON 11"X17" MEDIA

Date: 11-05-2010

COT. B4-LOT30

North/Elev Key

Sheet A1.10

Page of

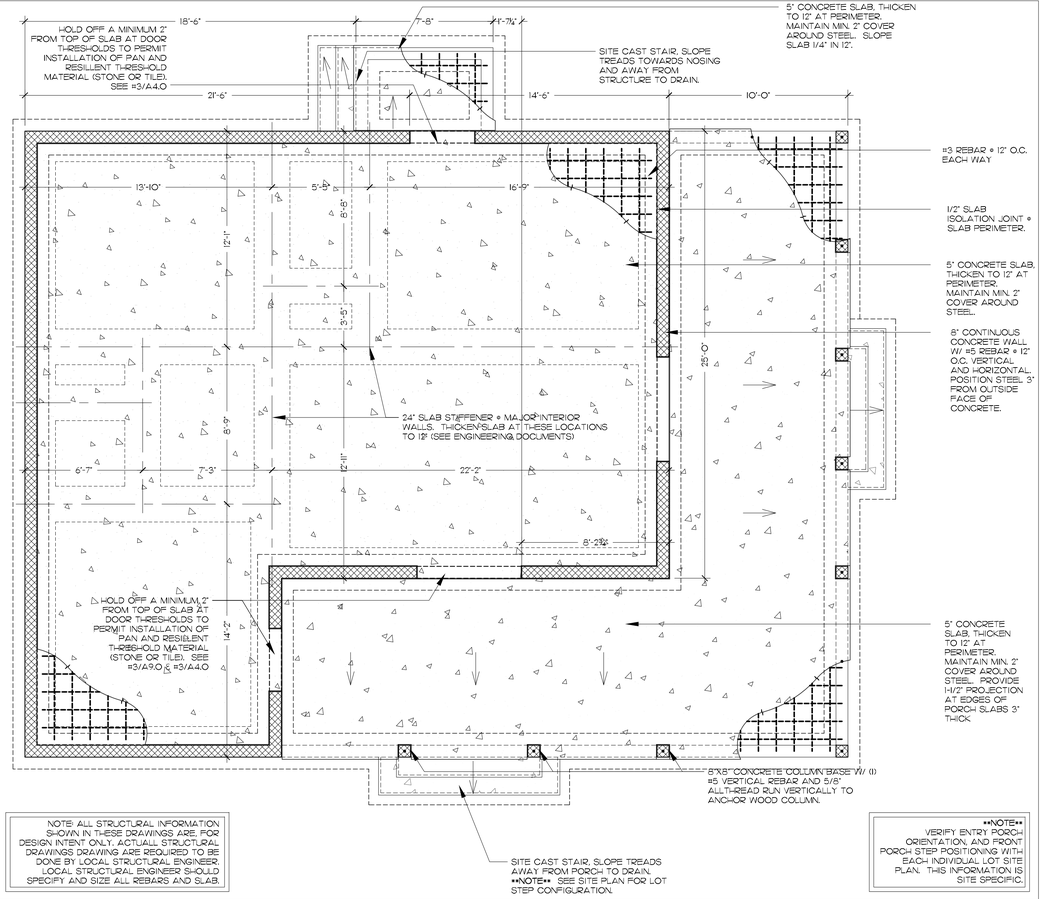

NOTE: ALL STRUCTURAL INFORMATION SHOWN IN THESE DRAWINGS ARE FOR DESIGN INTENT ONLY. ACTUALL STRUCTURAL DRAWINGS DRAWING ARE REQUIRED TO BE DONE BY LOCAL STRUCTURAL ENGINEER. LOCAL STRUCTURAL ENGINEER SHOULD SPECIFY AND SIZE ALL REBARS AND SLAB.

NOTE
VERIFY ENTRY PORCH ORIENTATION, AND FRONT PORCH STEP POSITIONING WITH EACH INDIVIDUAL LOT SITE PLAN. THIS INFORMATION IS SITE SPECIFIC.

1. FOUNDATION PLAN

SCALE: 1/4" = 1'-0"

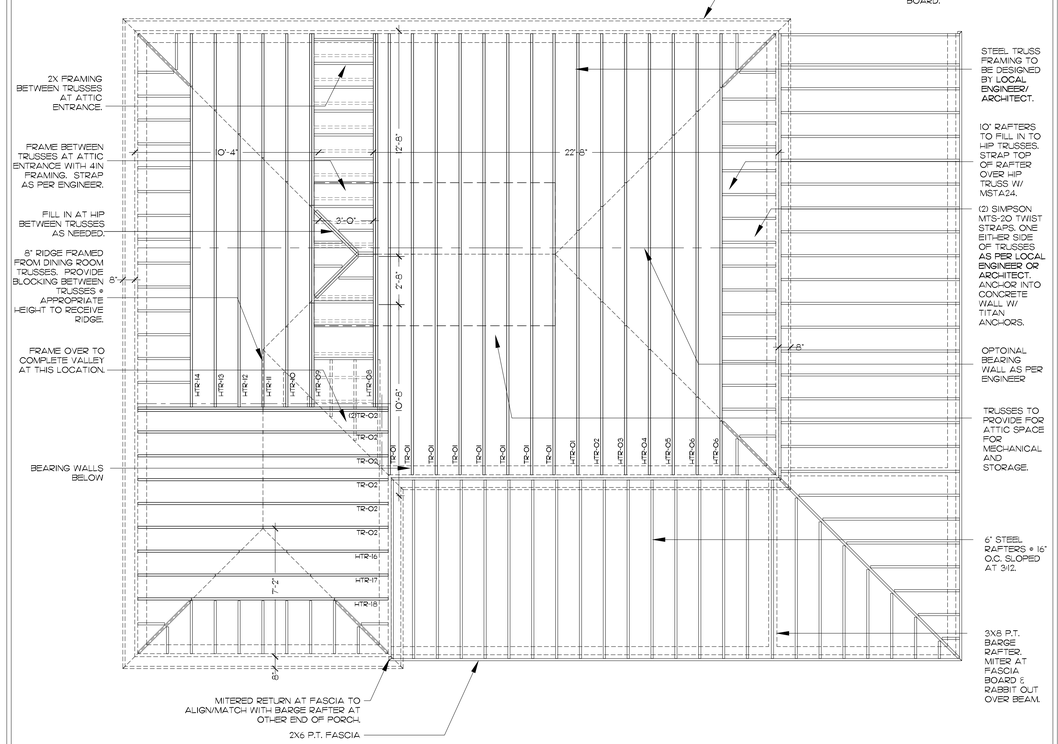

NOTE: THESE DRAWINGS ONLY INDICATE BASIC TRUSS PROFILES, FOR DESIGN INTENT ONLY. ACTUALL TUSS DRAWING ARE REQUIRED TO BE DONE BY LOCAL STRUCTURAL/TRUSS ENGINEER.

2. ROOF FRAMING PLAN

SCALE: 1/4" = 1'-0"

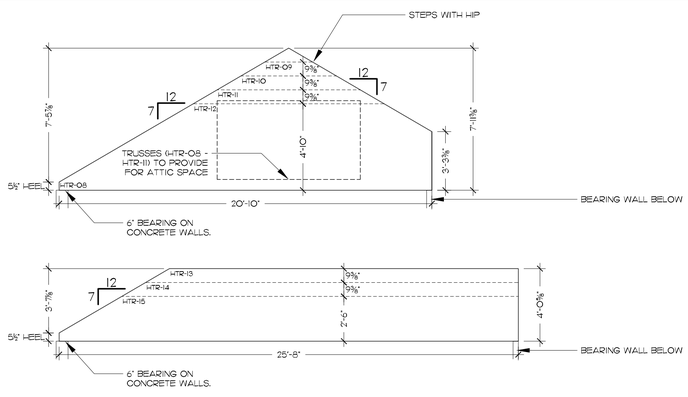

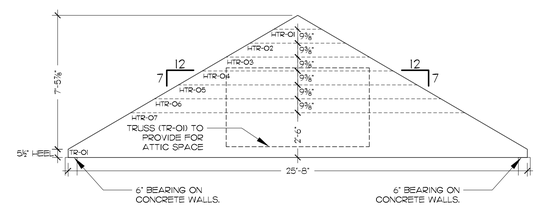

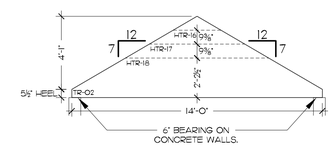

NOTE: THESE DRAWINGS ONLY INDICATE BASIC TRUSS PROFILES, FOR DESIGN INTENT ONLY. ACTUALL TUSS DRAWING ARE REQUIRED TO BE DONE BY LOCAL STRUCTURAL/TRUSS ENGINEER.

STEEL TRUSS FRAMING TO BE DESIGNED BY LOCAL ENGINEER/ARCHITECT.

STRAPPING AND STRUCTURAL CONNECTIONS TO BE DESIGNED BY LOCAL ENGINEER/ARCHITECT.

3. TRUSS DIAGRAMS

SCALE: 1/4" = 1'-0"

DIGITAL • i, LTD.
DESIGN STUDIOS
26 MAIN STREET - UNIT 200
ROSEMARY BEACH FL 32461
PHONE - 850.231.1330 E-MAIL - info@digital-ltd.com
FACSIMILE - 850.231.9428 WEB - www.digital-ltd.com

SANFORD DESIGN
STARR
902 LADIES STREET AMELIA ISLAND FL 32034

©2011 DIGITAL-i LTD. DRAWINGS, WRITTEN MATERIAL AND DESIGN CONCEPTS SHALL NOT BE USED OR REPRODUCED IN WHOLE OR IN PART, IN ANY FORM OR FORMAT, WITHOUT THE PRIOR WRITTEN CONSENT OF DIGITAL-i LTD. DO NOT SCALE DRAWINGS. USE GIVEN DIMENSIONS ONLY. VERIFY ALL DIMENSIONS, ELEVATIONS, ANGLES AND CONDITIONS. CONTRACTOR SHALL CHECK AND VERIFY ALL DIMENSIONS AND CONDITIONS OF JOB SITE.

Mr. & Mrs. Alan Box
SCHOONER BAY COTTAGES (LOT-13)
ABACO, BAHAMAS
LINDROTH DEVELOPMENT CO.

GRAPHIC SCALE 1/4" = 1'-0"

INDEX

#	SHT	DESCRIPTION
XX	XXX	XXXXXX

NOTE: DIMENSIONS ARE HALF THE SCALE LISTED IF PRINTED ON 11"X17" MEDIA

Date: 11-05-2010

COT. B4-LOT-30

North/Elev Key

Sheet A1.20

Page of