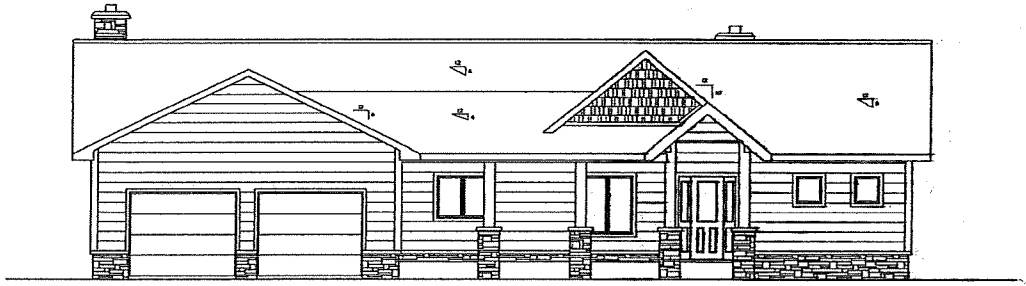

FRONT ELEVATION
SCALE: 1/4" = 1'-0"

PAINT, OR ACE TO BE DETERMINED
DECK, RETAINING WALL MAY BE
REQUIRED BY CONTRACTOR.

REAR ELEVATION
SCALE: 1/4" = 1'-0"

PRELIMINARY PLAN
NOT FOR CONSTRUCTION
DO NOT REPRODUCE

1/12/2017 3:21:34 PM

NOTICE TO BUILDER:

HLR IS NOT LIABLE FOR THE SCALE, GRID, OR THE OWNER OR OWNER CONTRACTOR, ANDOR THE EMPLOYEES, OR REPRESENTATIVES OF ANY, SUBS THEREOF, ANY DEVIATIONS, OR CHANGES DURING THE USE OF THESE PLANS FOR CONSTRUCTION PURPOSES SHALL BE PRIMARILY RESPONSIBLE TO MEGGINSON LOG HOMES. IF HLR IS NOT NOTIFIED OF ANY DEVIATIONS ALL RELATED WARRANTIES WILL NOT BE HONORED.

CUSTOMER SERVICE 1-800-678-4107

CONSULTATION DWG. CHG.		
SALE NO.	DATE CONTRACT	
SALE PLAN	LOCATION	
CONSTRUCTION		
CONSTRUCTION REV.		
PRELIMINARY		
PRELIMINARY REV.		
FINAL		
FINAL REV.		
FINAL REV.		
FINAL REV.		

WEILER RESIDENCE

LAND O LAKES, WI

UNPUBLISHED WORK © 2016 HEGGINSON LOG HOMES, INC.
THIS DRAWING IS THE PROPERTY OF HEGGINSON LOG HOMES, INC. AND IS LOANED TO THE CUSTOMER FOR VIEWING AND REVIEW PURPOSES ONLY. THIS DRAWING IS NOT TO BE REPRODUCED OR COPIED IN WHOLE OR IN PART. IT IS FURNISHED IN CONFIDENCE AND MAY NOT BE DISCLOSED TO OTHERS WITHOUT THE WRITTEN PERMISSION OF HEGGINSON LOG HOMES, INC. ALL RIGHTS, INCLUDING COPYRIGHT, ARE RESERVED BY HEGGINSON LOG HOMES, INC.

J:\HLR\Weiler LBV RCE.jpg

2240 Pamperin Rd.
Green Bay, WI 54313
800-678-4107
920-494-3200

SHEET NO.
2 OF 5

OWNERS VERIFICATION OF THESE DRAWINGS

AFTER CHECKING THE APPROPRIATE BOX BELOW, PLEASE SIGN, DATE, AND RETURN ONE (1) SET OF PRINTS INDICATING YOUR REVISION AND APPROVAL OF THESE DRAWINGS. FOR FUTURE REFERENCE WITH YOUR HOME CONSULTANT, PLEASE KEEP ONE (1) SET OF PRINTS WITH YOUR NOTES AS REQUIRED.

SERIOUS NOTE: TO ENSURE PROPER DELIVERY OF ALL CUSTOM MATERIALS AND THE ACCURACY OF FINAL CONSTRUCTION DRAWINGS, ALL REQUESTS, ADDITIONS, DELETIONS, AND/OR CUSTOMER APPROVED DRAWINGS MUST BE RECEIVED BY MEGGINSON LOG HOMES NO LESS THAN 60 DAYS PRIOR TO THE FIRST SCHEDULED DELIVERY DATE.

PLEASE CHECK ONE OF THE FOLLOWING

☐ OK AS SHOWN
☐ OK WITH CORRECTIONS AS MARKED

SIGNED X _____ DATE: _____

Notice To Builder:

WLH IS NOT LIABLE FOR THE NEGLIGENCE OF THE OWNER OR OWNERS CONTRACTOR AND/OR THE EXPERIENCE OR WORKMANSHIP OF ANY THIRD PARTY. ANY DISCREPANCIES OR CONCERNS DURING THE USE OF THESE PLANS FOR CONSTRUCTION PURPOSES SHOULD BE IMMEDIATELY DIRECTED TO WISCONSIN LOG HOMES. IF WLH IS NOT NOTIFIED OF AFOREMENTIONED ALL RELATED WARRANTIES WILL NOT BE HONORED.

CUSTOMER SERVICE 1-800-618-9107

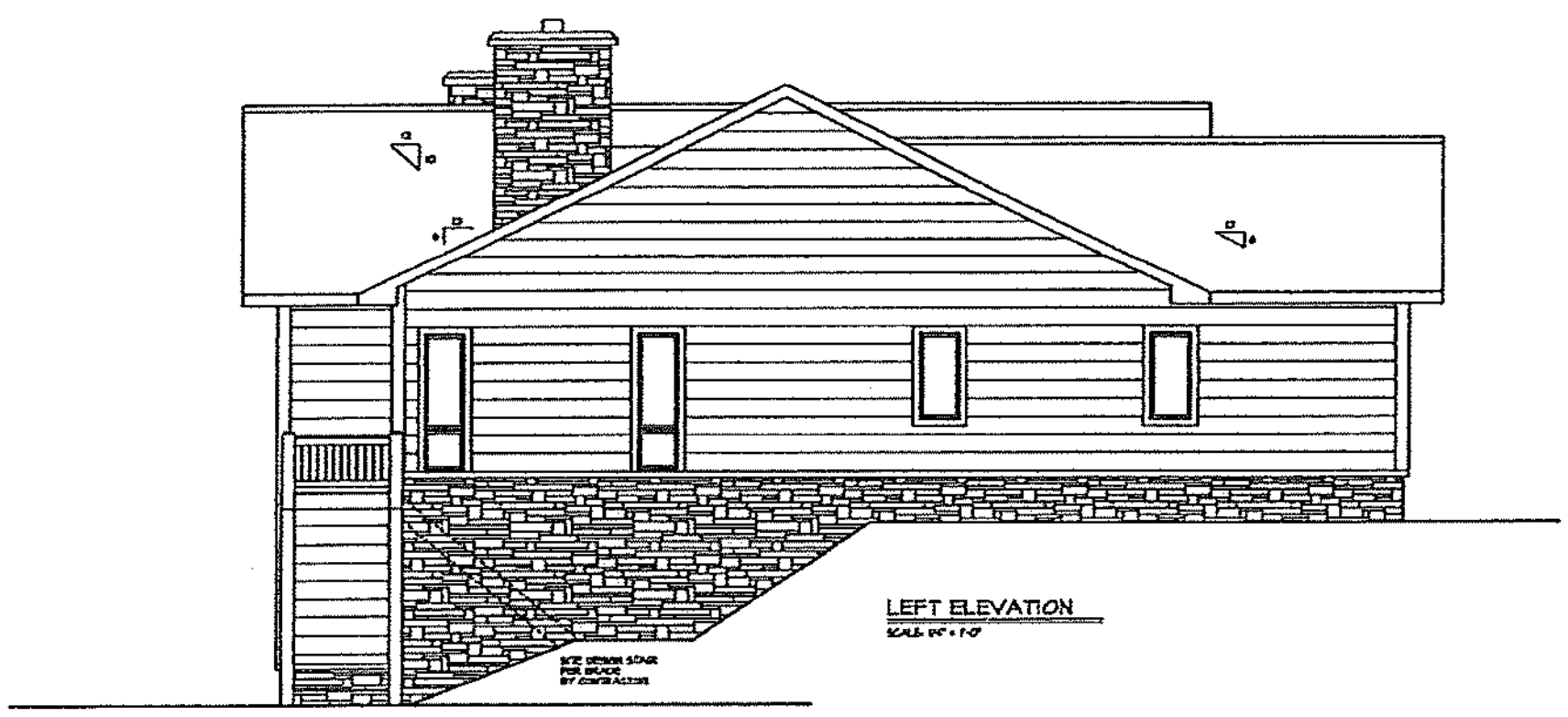

LEFT ELEVATION

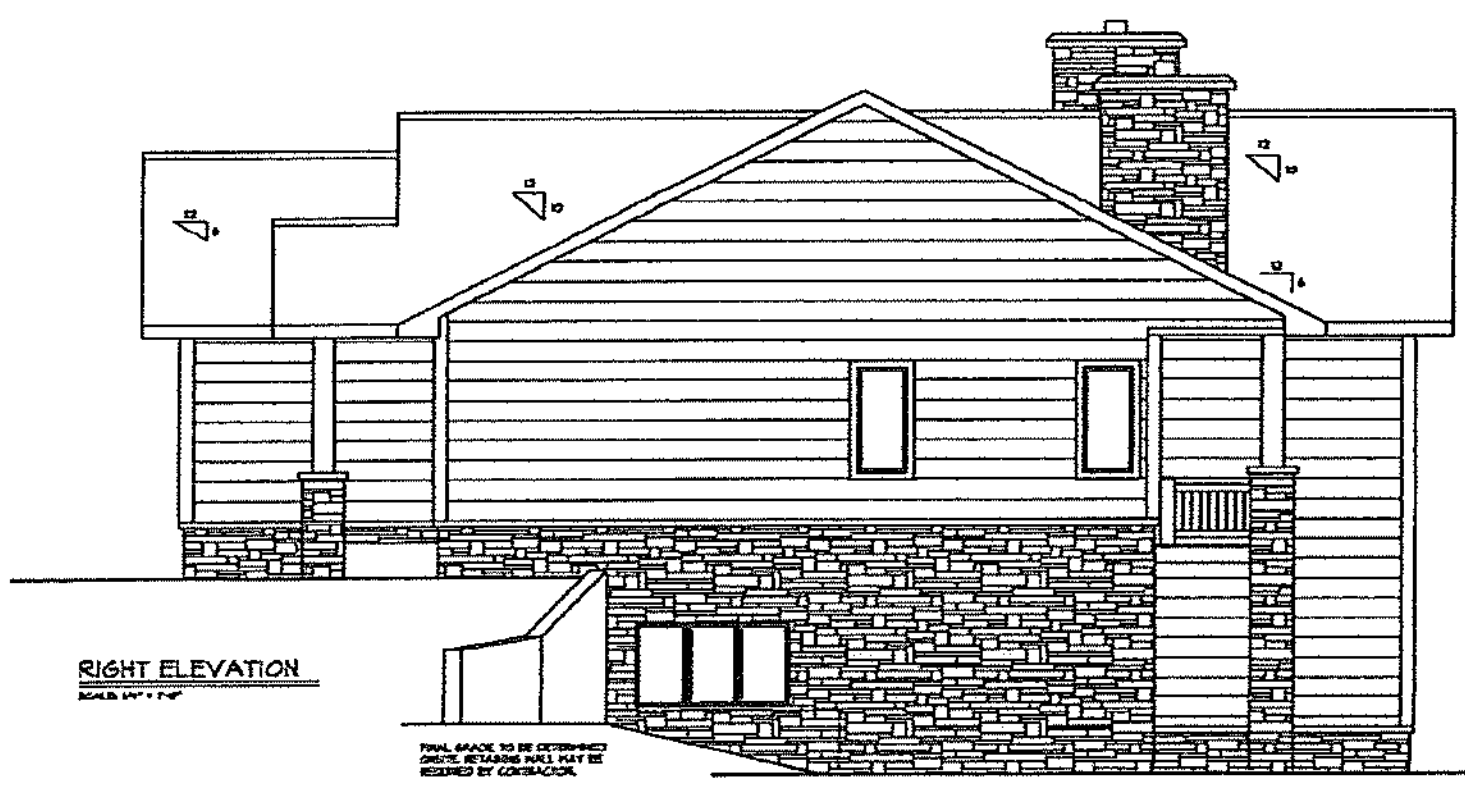

RIGHT ELEVATION

PRELIMINARY PLAN
NOT FOR CONSTRUCTION
DO NOT REPRODUCE

OWNERS VERIFICATION OF THESE DRAWINGS

AFTER CHECKING THE APPROPRIATE BOX BELOW, PLEASE SIGN, DATE, AND RETURN ONE (1) SET OF PRINTS INDICATING YOUR REVIEW AND APPROVAL OF THESE DRAWINGS. FOR FUTURE REFERENCE WITH YOUR HOME CONSULTANT, PLEASE KEEP ONE (1) SET OF PRINTS WITH YOUR NOTES AS NEEDED.

SPECIAL NOTE: TO INSURE PROPER DELIVERY OF ALL CUSTOM MATERIALS, AND THE ACCURACY OF FINAL CONSTRUCTION DRAWINGS, ALL REQUESTS, ADDITIONS, DELETIONS, AND/OR CUSTOMER APPROVED DRAWINGS MUST BE RECEIVED BY WISCONSIN LOG HOMES NO LESS THAN 60 DAYS PRIOR TO THE FIRST SCHEDULED DELIVERY DATE.

PLEASE CHECK ONE OF THE FOLLOWING

- [ ] OK AS SHOWN
- [ ] OK WITH CORRECTIONS AS MARKED

SIGNED: X ______________________ DATE: ______________

WEILER RESIDENCE
LAND O LAKES, WI

SHEET NO.
3 OF 5

1/12/2017 3:21:35 PM

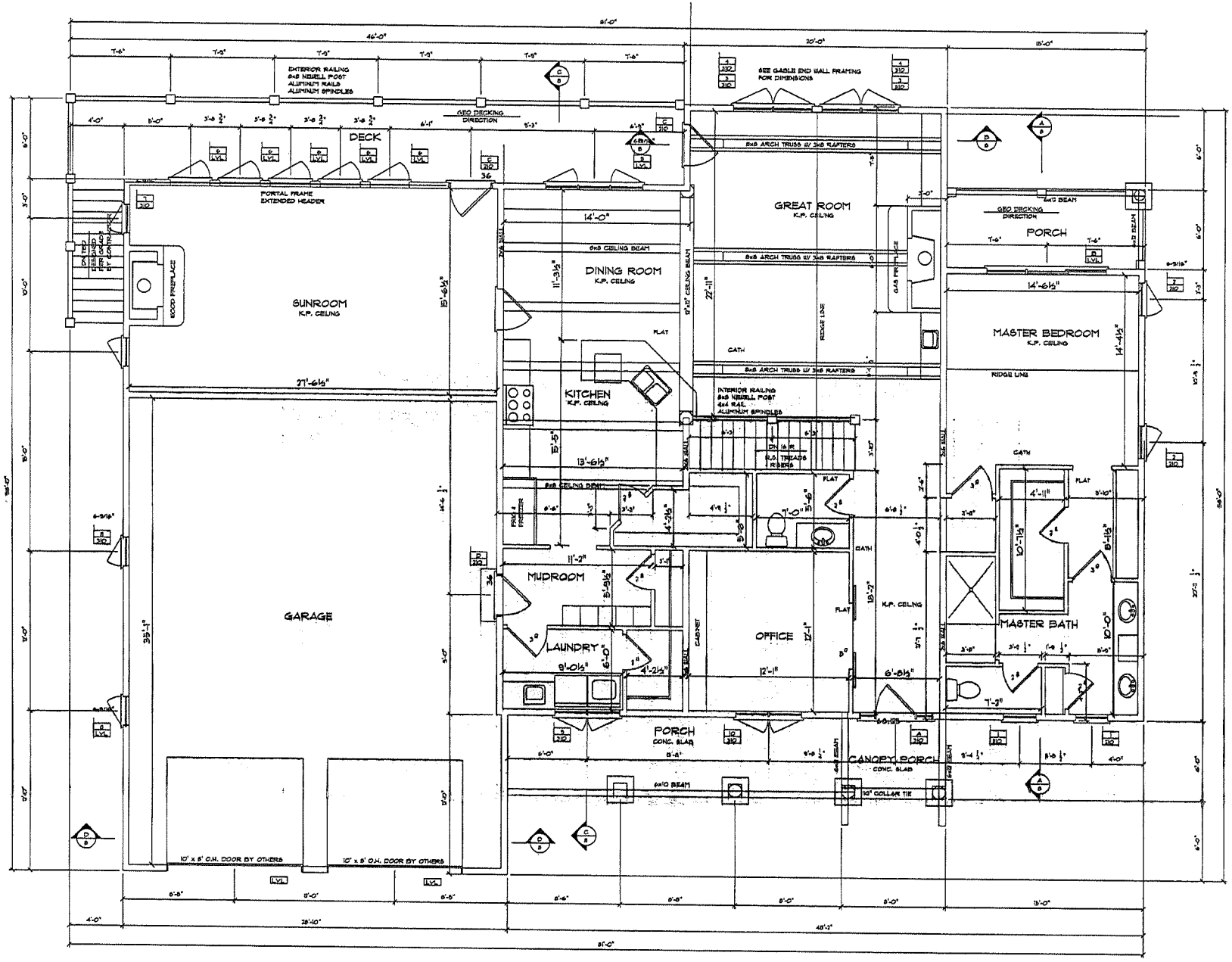

FIRST FLOOR PLAN

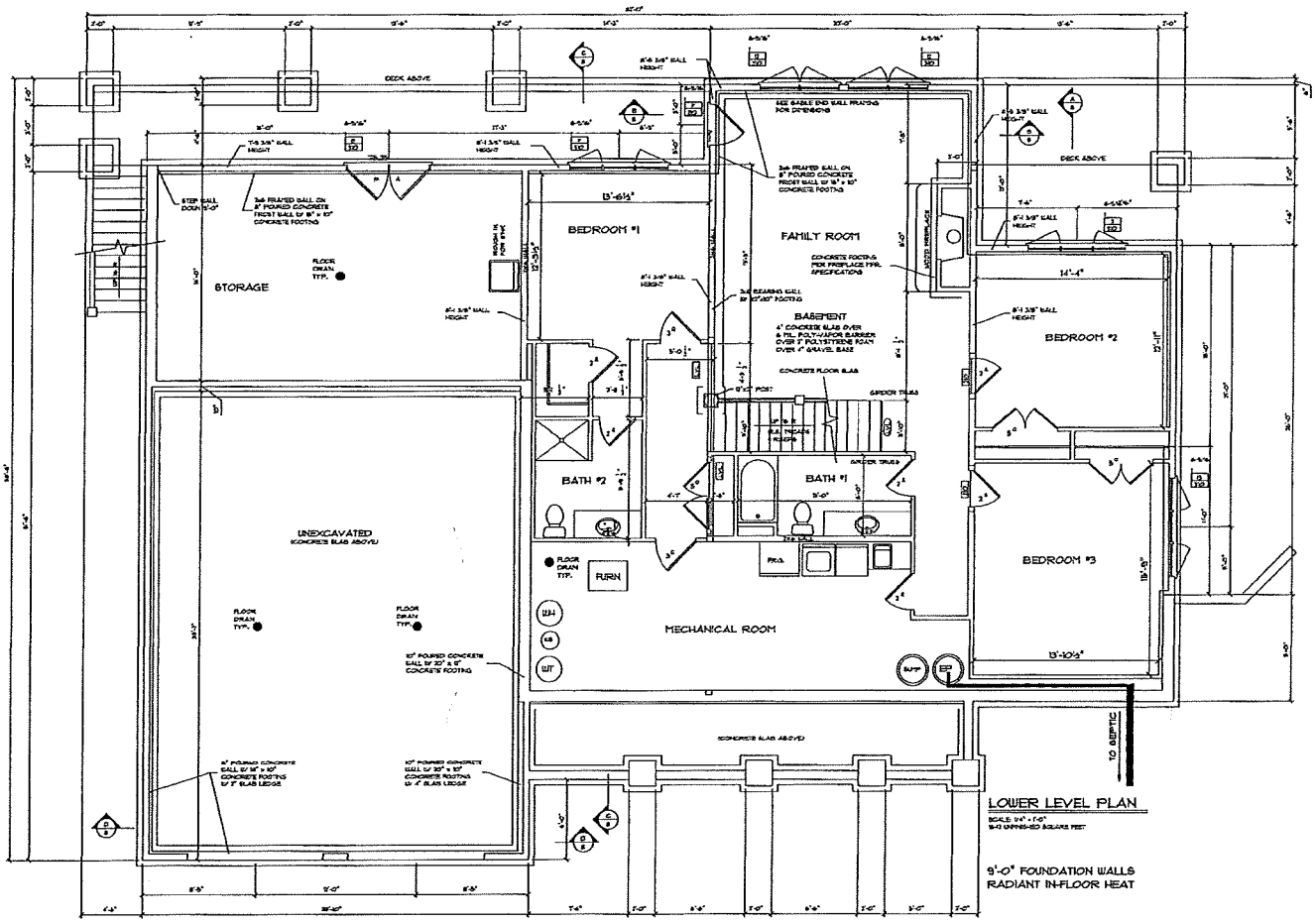

LOWER LEVEL PLAN

SCALE: 1/4" = 1'-0"
1640 UNFINISHED SQUARE FEET

9'-0" FOUNDATION WALLS
RADIANT IN-FLOOR HEAT

GENERAL NOTES:

[illegible]

FOOTING AND FOUNDATION NOTES:

[illegible]

VENTILATION NOTES

[illegible]

PRELIMINARY PLAN
NOT FOR CONSTRUCTION
DO NOT REPRODUCE

Notice To Builder:

[illegible]

CUSTOMER SERVICE 1-800-678-4107

OWNERS VERIFICATION OF THESE DRAWINGS

AFTER CHECKING THE APPROPRIATE BOX BELOW, PLEASE SIGN, DATE, AND RETURN ONE (1) SET OF PRINTS INDICATING YOUR REVIEW AND APPROVAL OF THESE DRAWINGS. FOR FUTURE REFERENCE WITH YOUR HOME CONSULTANT, PLEASE KEEP ONE (1) SET OF PRINTS WITH YOUR NOTES AS NEEDED.

SPECIAL NOTE: TO INSURE PROPER DELIVERY OF ALL CUSTOM MATERIALS AND THE ACCURACY OF FINAL CONSTRUCTION DRAWINGS, ALL REQUESTS, ADDITIONS, DELETIONS, AND/OR CUSTOMER APPROVED DRAWINGS MUST BE RECEIVED BY WISCONSIN LOG HOMES NO LESS THAN 60 DAYS PRIOR TO THE FIRST SCHEDULED DELIVERY DATE.

PLEASE CHECK ONE OF THE FOLLOWING:

☐ OK AS SHOWN
☐ OK WITH CORRECTIONS AS MARKED

SIGNED: X ____________________ DATE: ____________

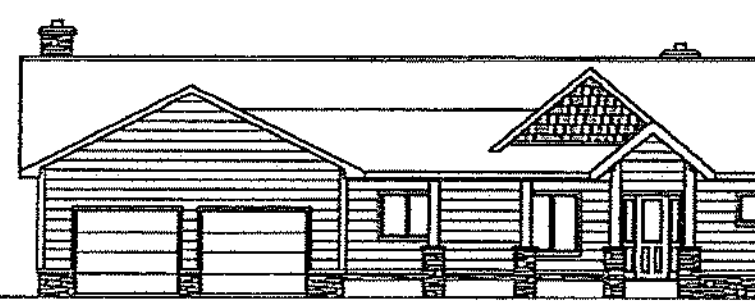

WINDOW SCHEDULE

ITEM	QUANTITY	DESCRIPTION	ROUGH OPENING	JAMB SIZE	COMMENTS
1	2	A 3434-1	2'-5 3/4" x 2'-5 3/4"	6-9/16	TEMP
2	2	C 3454-1	3'-3 3/4" x 4'-8 3/4"	6-9/16	
3	2	C 3554-2 / A 3525-2	5'-10 3/4" x 7'-0 3/4"	6-9/16	
4	2	CUSTOM ARCH	5'-10 3/4" x 4'-6"	6-9/16	
5	1	C 2440-3	7'-3 3/4" x 3'-5 3/4"	6-9/16	
6	5	C 3554-1 / A 3525-1	3'-8 3/4" x 7'-0 3/4"	6-9/16	
7	2	C 2054-1 / A 2025-1	2'-1 3/4" x 7'-0 3/4"	6-9/16	RESTRICTED OPENING
8	2	C 2553-1	2'-1 3/4" x 4'-8 3/4"	6-9/16	
9	1	C 3441-2	4'-10 3/4" x 3'-5 3/4"	6-9/16	
10	1	C 2465-2	4'-10 3/4" x 5'-5 3/4"	6-9/16	
11	2	C 2454-3	7'-3 3/4" x 4'-8 3/4"	6-9/16	
12	3	C 3354-2	5'-10 3/4" x 4'-8 3/4"	6-9/16	
13	1	C 2447-3	7'-3 3/4" x 3'-8 3/4"	6-9/16	
14					
15					
16					

DOOR SCHEDULE

ITEM	QUANTITY	DESCRIPTION	ROUGH OPENING	JAMB SIZE	COMMENTS
A	1	HAI ALLOW.	TBD	6-9/16	
B	1	SLPD 10068	9'-0 3/4" x 8'-0"	6-9/16	
C	3	SHPD 5068	5'-0 3/4" x 8'-0"	6-9/16	
D	1	30" THERMA TRU ALLOW.	33-1/2" x 82-1/2"	6-9/16	
E	1	32" THERMA TRU ALLOW.	35-1/2" x 82-1/2"	6-9/16	
F	1	SHPD 5682	5'-0 3/4" x 6'-10"	6-9/16	
G					

HEADER AND BEAM SCHEDULE

WINDOW OR DOOR NUMBER / HEADER SIZE — FLUSH BEAM OR HEADER / DROPPED BEAM OR HEADER

HEADER	DESCRIPTION	
206	2 PLY 2 x 6	# = MULTIPLE STUDS IN WALL EQUAL TO WALL SIZE. QUANTITY AS SPECIFIED IN GENERAL NOTES BELOW.
306	3 PLY 2 x 6	GENERAL NOTE: UNLESS OTHERWISE NOTED ON PLAN:
406	4 PLY 2 x 6	* OPENINGS LESS THAN 6'-0", IN LOAD BEARING WALLS, REQUIRE A SINGLE SHOULDER AND SINGLE KING STUD AS PER CODE.
208	2 PLY 2 x 8	
308	3 PLY 2 x 8	* OPENINGS GREATER THAN 6'-0", IN LOAD BEARING WALLS, REQUIRE A DOUBLE SHOULDER AND SINGLE KING STUD AS PER CODE.
408	4 PLY 2 x 8	
210	2 PLY 2 x 10	* POINT LOADS REQUIRE AN EQUAL OR GREATER NUMBER OF STUDS THAN THE STRENGTH OF THE ABOVE MEMBER.
310	3 PLY 2 x 10	
410	4 PLY 2 x 10	
212	2 PLY 2 x 12	ALL CONVENTIONAL LUMBER BUILT-UP BEAMS SHALL HAVE SPLICES AND NAILING PATTERNS THAT COMPLY W/ LOCAL BUILDING CODES. LAMINATED AND ENGINEERED PRODUCTS SHALL BE USED IN A MANNER SPEC. BY THE MFR. OF THE PRODUCT.
312	3 PLY 2 x 12	
412	4 PLY 2 x 12	
B/O	BY OTHERS	
8X8	8 x 8 ROUGH SAWN HEADER	
8X10	8 x 10 ROUGH SAWN HEADER	
LVL	LAMINATED VENEER LUMBER TO BE SIZED BY MFR. REFER TO MFR. DRAWINGS	
LSL	LAMINATED STRAND LUMBER TO BE SIZED BY MFR. REFER TO MFR. DRAWINGS	
PSL	PARALLEL STRAND LUMBER TO BE SIZED BY MFR. REFER TO MFR. DRAWINGS	
GLU	GLULAM BEAM TO BE SIZED BY MFR.	
VER	VERIFY FROM GABLE END WALL FRAMING PLAN	
CAR	CARRIER TRUSS TO BE SIZED BY MFR. REFER TO MFR. DRAWINGS	

STANDARD DESIGN LOADS

FLOOR JOISTS (STANDARD)
LIVE LOAD 40 LBS/SQ FT
DEAD LOAD 10 LBS/SQ FT
TOTAL 50 LBS/SQ FT

RAFTERS (CATHEDRAL)
LIVE LOAD 40 LBS/SQ FT
DEAD LOAD 11 LBS/SQ FT
TOTAL 51 LBS/SQ FT

FLOOR JOISTS (TILE FLOOR)
LIVE LOAD 40 LBS/SQ FT
DEAD LOAD 10 LBS/SQ FT
TILE LOAD 1 LBS/SQ FT
TOTAL 51 LBS/SQ FT

CEILING JOISTS (FLAT)
LIVE LOAD 10 LBS/SQ FT
DEAD LOAD 5 LBS/SQ FT
TOTAL 15 LBS/SQ FT

RAFTERS (STANDARD)
LIVE LOAD 40 LBS/SQ FT
DEAD LOAD 12 LBS/SQ FT
TOTAL 52 LBS/SQ FT

ALL GABLE END WALLS ARE DESIGNED FOR A 90 MPH WIND LOAD
REFER TO DESIGN LOADS SCHEDULE FOR FLOOR AND ROOF TRUSS DESIGN

1/12/2017 3:21:34 PM

DRAWING INDEX

DRAWING TITLE	PAGE	DRAWING TITLE	PAGE
COVER	1	CROSS SECTION "A"	N/A
HOME SPECIFICATIONS	1A	CROSS SECTION "B"	N/A
HOME SPECIFICATIONS	2	CROSS SECTION "C"	N/A
FRONT ELEVATION	2	CROSS SECTION "D"	N/A
REAR ELEVATION	3	CROSS SECTION "E"	N/A
LEFT ELEVATION	3	GABLE END WALL FRAMING "A"	N/A
RIGHT ELEVATION	4	GABLE END WALL FRAMING "B"	N/A
FIRST FLOOR PLAN	5	DETAILS	N/A
SECOND FLOOR PLAN	N/A	DETAILS	N/A
FOUNDATION PLAN	N/A	DETAILS	N/A
FIRST FLOOR FRAMING PLAN	N/A	DETAILS	N/A
SECOND FLOOR FRAMING PLAN	N/A	DETAILS	N/A
ROOF FRAMING PLAN "A"	N/A	*	N/A
ROOF FRAMING PLAN "B"	N/A	*	N/A

STATEMENT OF FINISHED SQUARE FOOTAGE

FINISHED SQUARE FOOTAGE CALCULATIONS FOR THIS HOUSE WERE MADE BASED ON PLAN DIMENSIONS ONLY AND MAY VARY FROM THE FINISHED SQUARE FOOTAGE OF THE HOUSE AS BUILT.

FINISHED SQUARE FOOTAGE (ABOVE-GRADE) ____ 2150
FINISHED SQUARE FOOTAGE (BELOW-GRADE) ____ 1942

TOTAL FINISHED SQUARE FOOTAGE (ABOVE / BELOW-GRADE) ____ 4092

UNFINISHED SQUARE FOOTAGE (ABOVE-GRADE) ____ —
UNFINISHED SQUARE FOOTAGE (BELOW-GRADE) ____ 208
GARAGE SQUARE FOOTAGE (ABOVE-GRADE) ____ 1008
GARAGE SQUARE FOOTAGE (BELOW-GRADE) ____ —
DECK SQUARE FOOTAGE ____ 216
PORCH SQUARE FOOTAGE ____ 111
BALCONY SQUARE FOOTAGE ____ —
SCREEN PORCH SQUARE FOOTAGE ____ —
BONUS ROOM SQUARE FOOTAGE ____ —

OVERALL SQUARE FOOTAGE ____ 6500

WEILER RESIDENCE

LAND O LAKES, WI

UNPUBLISHED WORKS © 2016 WISCONSIN LOG HOMES, INC.
WHEN YOU PURCHASE YOUR HOME PACKAGE FROM WISCONSIN LOG HOMES, INC. AS LICENSOR, GRANT YOU, AS LICENSEE, THE RIGHT TO USE THESE DOCUMENTS TO CONSTRUCT A SINGLE UNIT. THESE DRAWINGS ARE PROTECTED UNDER COPYRIGHT ACT, TITLE XVII OF THE UNITED STATES CODE AND CHAPTER 37 OF TITLE OF FEDERAL REGULATIONS. WISCONSIN LOG HOMES RETAINS TITLE AND OWNERSHIP OF THE ORIGINAL DOCUMENTS. THE BLUEPRINTS LICENSED TO YOU UPON PURCHASE FROM WISCONSIN LOG HOMES, INC. CANNOT BE USED BY OR RESOLD TO ANY OTHER PERSON. ALSO THESE PLANS CANNOT BE COPIED OR REPRODUCED BY ANY MEANS WITHOUT THE PRIOR WRITTEN PERMISSION OF WISCONSIN LOG HOMES, INC.

2390 Pamperin Rd.
Green Bay, WI 54313
800-678-9107
920-434-3010

SHEET NO.

1 OF 5